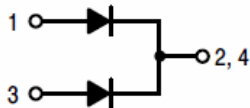



Superfast Recovery Rectifier

MURE8040WB

TO-3P



Features

- Low forward voltage drop
- Low leakage
- High current capability
- Super fast switching speed
- High forward surge capability
- High reliability.

Mechanical Data

- Epoxy: UL 94V-O rate flame retardant
- Lead: lead solderable per MIL-STD-202, method 208 guaranteed
- Polarity: Color band denotes cathode end
- Mounting position: Any
- Weight: 0.054ounce, 1.549gram

| Parameter | Symbols | MURE8040WB | Units |
|---|----------|------------|-------|
| Maximum Repetitive Peak Reverse Voltage | VRRM | 400 | V |
| Maximum RMS voltage | VRMS | 280 | V |
| Maximum DC Blocking Voltage | VDC | 400 | V |
| Maximum Average Forward Rectified Current | I(AV) | 80.0 | A |
| Reverse Recovery Time. IF=0.5A,IR=1A,IRR=0.25A | Trr | 50 | ns |
| Peak Forward Surge Current 8.3 ms Single Half Sine Wave Superimposed on Rated Load (JEDEC Method) | IFSM | 350 | A |
| Max Forward Voltage at 5A and 25 °C | VF | 1.20 | V |
| Max Forward Voltage at 40A and 25 °C | | 1.50 | |
| Maximum DC Reverse Current @TA=25 °C at Rated DC Blocking Voltage @TA=100 °C | IR | 10 500 | μA |
| Typical Junction Capacitance (Note1) | Cj | 50 | pF |
| Operating and Storage Temperature Range | Tj, Tstg | -55 ~ +150 | °C |
| Typical thermal resistance (Note 2) | RthJC | 1.5 | °C/W |

Note: 1. Measured at 1MHz and applied reverse voltage of 4 VDC.

2. Thermal resistance junction to case, lead and ambient in accordance with JESD-51.

Unit mounted on glass-epoxy substrate with 1oz/ft² 20x20 mm copper pad per pin with heatsink

RATINGS AND CHARACTERISTICS CURVES (TA = 25 °C unless otherwise noted)

FIG. 1 - TYPICAL FORWARD CURRENT DERATING CURVE

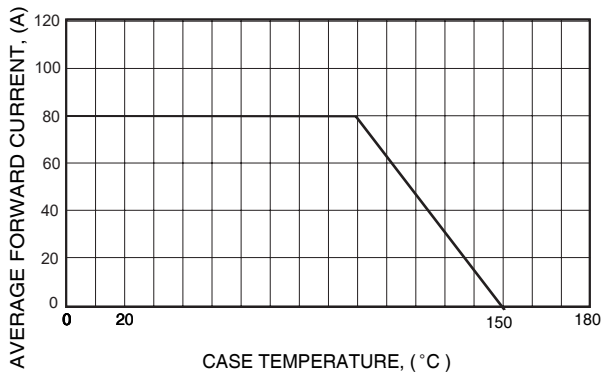


FIG. 2 - MAXIMUM NON-REPETITIVE FORWARD SURGE CURRENT

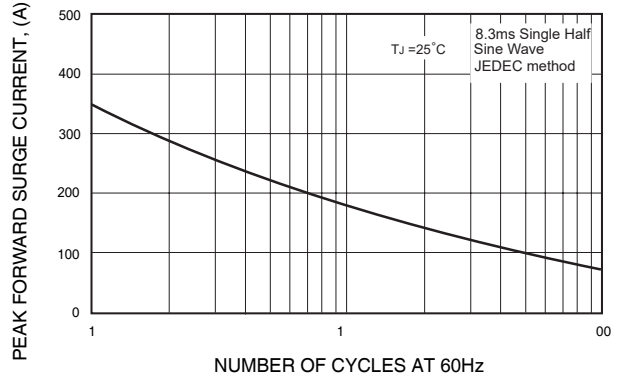


FIG. 3 - TYPICAL REVERSE CHARACTERISTICS

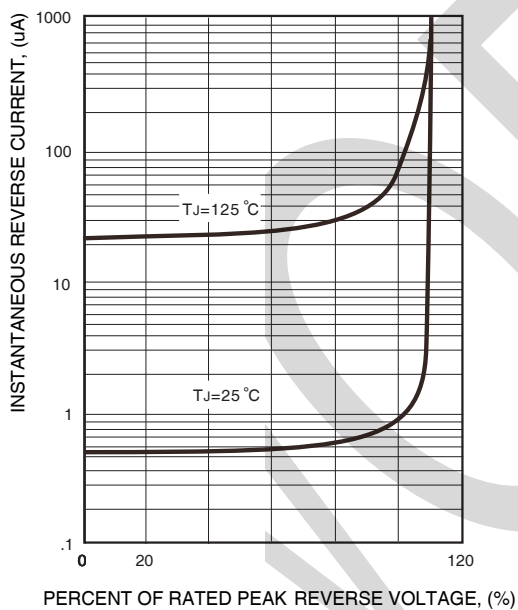
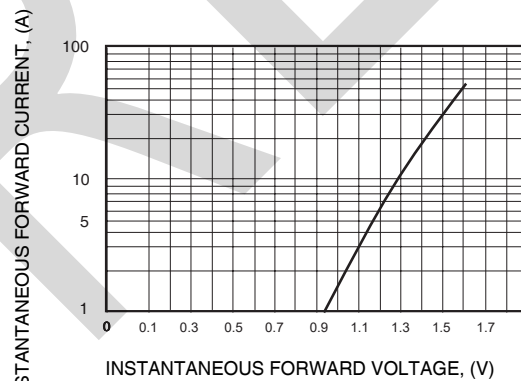


FIG. 4 - TYPICAL INSTANTANEOUS FORWARD CHARACTERISTICS



PACKAGE OUTLINE DIMENSIONS

Note:unit: mm

TO-3P

